



HEALTH

Dr. Thomas M. Ewald MD

Ashland, OR



Specialty / Subspecialties: **Family Medicine / General Family Medicine**

Overview



About Dr. Thomas M. Ewald, MD

Dr. Thomas M. Ewald is a family medicine doctor in Ashland, Oregon and is affiliated with [Asante Ashland Community Hospital](#). He received his medical degree from Duke University School of Medicine and has been in practice for more than 20 years. Dr. Ewald accepts several types of health insurance, listed below.

ARE YOU DR. EWALD? [Claim/Edit Your Profile](#)

Years of Practice **21+**


Gender **Male**

Languages **English**

Specialty **Family Medicine**

Patient Experience **Very Positive**

powered by doximity



What are Dr. Ewald's Specialties?

SPECIALTY

Family Medicine

Family medicine doctors are primary-care physicians trained to meet the diverse health needs of children and families.

SUBSPECIALTIES

General Family Medicine

More Family Medicine Doctors Like Dr. Ewald

<p>Rivka Sanders MD Ashland, OR</p> <p>Family Medicine General Family Medicine, Occupational Medicine</p> <p>PATIENT EXPERIENCE Excellent</p>	<p>Patrick Honsinger MD Talent, OR</p> <p>Family Medicine General Family Medicine</p> <p>PATIENT EXPERIENCE Excellent</p>	<p>Lindy Dugan MD Ashland, OR</p> <p>Family Medicine General Family Medicine</p> <p>PATIENT EXPERIENCE Positive</p>
<p>See Profile →</p>	<p>See Profile →</p>	<p>See Profile →</p>

SEARCH FOR FAMILY MEDICINE DOCTORS IN ASHLAND, OR »

Learn about Related Conditions

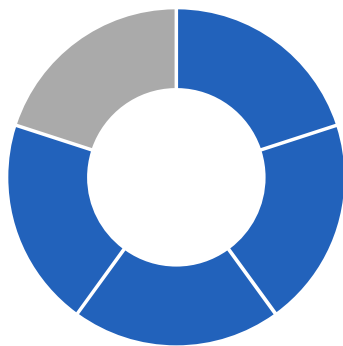


A Patient's Guide to Allergies	
A Patient's Guide to Constipation	
A Patient's Guide to Norovirus	
A Patient's Guide to Obesity	

Patients' Experience with Dr. Ewald

When choosing a provider, it can be helpful to review other patients' experiences. U.S. News publishes patient experience ratings from Fountain Analytics, which aggregates patient reviews from over a hundred sites to compile information about 10 different patient experience metrics. These ratings are not intended as indicators of medical quality – how good a provider is – but rather reflect patients' feedback on factors such as good communication, clarity of instructions, etc. Patient experience ratings are issued in the context of a specific physician's specialty, as patients tend to rate types of providers differently. [Learn more about patient experience ratings »](#)

Thomas M. Ewald's Overall Patient Experience Rating



Very Positive

1 Reviews Within Last 12 Months
16 Reviews Total

Thoroughness of Examination

Previous patients' satisfaction in their perception of the thoroughness of the examination they received from this physician

Positive

Ability to Answer Questions

Excellent

Previous patients' assessment of this physician's ability to answer all of their questions

Clarity of Instructions

Very Positive

Previous patients' satisfaction in the clarity of this physician's instructions for taking care of their health condition




+ See All Categories

Tips for Talking to Your Doctor

How to Talk So Your Doctor Will Listen

How to Ease the Transition to a New Doctor

How to Make Sure Your Doctor Understands Your Medical Condition



Dr. Ewald's Location & Contact

540 catalina, Ashland, OR, 97520

(541) 482-3327

 EDIT LOCATIONS 

Dr. Ewald's Hospital Affiliations ✕

Dr. Ewald is affiliated with the following Hospitals. Affiliation usually means this doctor has admitting privileges at that hospital.

<p>Asante Ashland Community Hospital Ashland, OR</p>	
<p>See Hospital</p>	<p>→</p>
<p>See Doctors at Asante Ashland Community Hospital</p>	<p>→</p>

 EDIT HOSPITALS 

Insurance Dr. Ewald Accepts

Private Insurance Taken

Aetna Choice POS II

BCBS Blue Card PPO

CIGNA Open Access

CIGNA PPO

First Choice

First Health PPO

Great West PPO

Health Net Oregon PPO

Lifewise Health Plan of Oregon

ODS Network

Pacificare HMO

PacificSource Preferred PSN



 **EDIT ACCEPTED INSURANCE** 

Please verify your coverage with the provider's office directly when scheduling an appointment

Education & Experience

Medical School & Residency

US Public Health Service Hospital

Residency , General Surgery

Duke University School of Medicine

Medical School

×

Certifications & Licensure

OR State Medical License

Active through 2019

Awards, Honors & Recognitions

CMS Stage 1 2012, 2012

Let us know if this information is out of date or incorrect.

[Report a Correction](#)



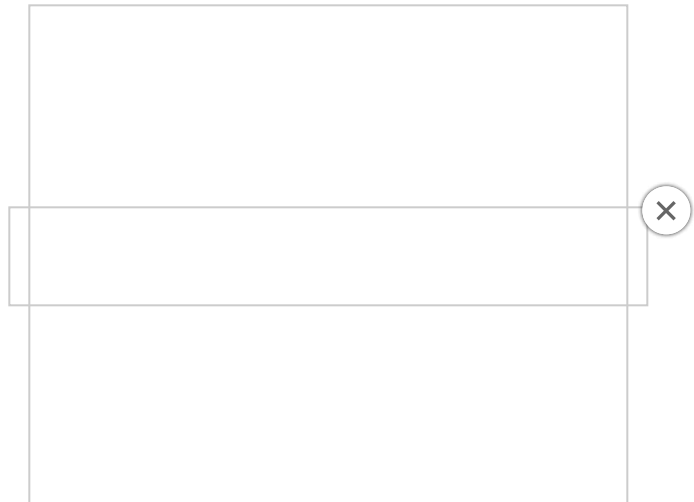
[HEALTH DISCLAIMER »](#)

RECOMMENDED


What's Your Urine Trying to Tell You?	
--	--

Diet and Prostate Cancer Risk	
--------------------------------------	--

Family Faces Congenital Heart Disease	
--	--



Heart Palpitations After Eating	
Healthy Living With Heart Disease	
Possible Causes of Sleepwalking	
Signs of Heart Disease	
Stroke vs. Heart Attack	



The Body-Acceptance Debate	
-----------------------------------	--

Impostors in Cancer Care	
---------------------------------	--

Load More

HOSPITALS

DOCTORS

DENTISTS

SENIOR CARE

NURSING HOMES

ASSISTED LIVING

WELLNESS

DIETS

HEALTH INSURANCE

CONDITIONS



[About](#) [Contact](#) [Press](#) [Advertise](#) [Newsletters](#) [Jobs](#) [Site Map](#)
[Store](#)

Copyright 2020 © U.S. News & World Report L.P.

[Terms & Conditions](#)/[Privacy Policy](#)/[California Privacy Notice](#)/[California Do Not Sell My Personal Information Request](#)