


See all >  
11 References


[Download citation](#)


[Share](#) ▼


Request full-text

CHROMOSOME STUDIES IN HUMAN FEMALE MEIOSIS\*

**Article** in [Annals of the New York Academy of Sciences](#) 171(2):431 - 439 · December 2006 with 9 Reads   
DOI: [10.1111/j.1749-6632.1970.tb39352.x](https://doi.org/10.1111/j.1749-6632.1970.tb39352.x)  
[Cite this publication](#)

 **Ph.D Harold P. Klinger M.D**

 **Herbert W. Kava M.D**

 **Moshe Hachamovitch**

Do you want to **read the rest** of this article?

Request full-text



Citations (0)

References (11)

**Maturation in vitro of human ovarian oocytes**

[Article](#)

Dec 1965 · [LANCET](#)

R.G. Edwards

[View](#)

**of first polar body formation**

106-115

Press New · N Y York

Press. New York, N.Y. ment. Cambridge University Press. London, England. of first polar body formation. Cytogenetics 9: 106-115.

---

**Superovulation with pituitary gonadotrophins method for obtaining meiotic metaphase figures in human ova**[Article](#)Jan 1968 · [LANCET](#)

Georgiana Jagiello · Jadwiga Karnicki · Robert J. Ryan

[View](#) [Show abstract](#)

---

**Book Reviews: Parthenogenesis and Polyploidy in Mammalian Development**[Article](#)Jan 1958 · [J MAMMAL](#)

R. A. Beatty

[View](#)

---

**An Air-Drying Method for Chromosome Preparations from Mouse Eggs**[Article](#)

Jan 1966

A. K. C. Tarkowski

[View](#) [Show abstract](#)

---

**Superovulation with pituitary gonadotrophins**

G. Jagiello · J. Karnicki · R. J. Ryan

---

**Early Stages of Fertilization in vitro of Human Oocytes Matured in vitro**[Article](#)Mar 1969 · [NATURE](#)

R G Edwards · B D Bavister · P C Steptoe

[View](#) [Show abstract](#)

---

**Maturation of the mouse oocyte in vitro. II. Anomalies of first polar body formation**[Article](#)Feb 1970 · [Cytogenetics](#)

R P Donahue

[View](#) [Show abstract](#)

---

**Meiosis in the human female**[Article](#)

Feb 1968 · [Cytogenetics](#)

Catherine Yuncken

[View](#) [Show abstract](#)

---

**Human oocytes: Maturation in chemically defined media**

[Article](#)

Jul 1969 · [SCIENCE](#)

J F Kennedy · R P Donahue

[View](#) [Show abstract](#)

---

**A Universal Stain for the Sex Chromatin Body**

[Article](#)

Oct 1957 · [Stain Tech](#)

Harold P. Klinger · Kurt S. Ludwig

[View](#) [Show abstract](#)

Recommended publications

---

[Article](#)[Full-text available](#)

Mouse MutS-like protein Msh5 is required for proper chromosome synapsis in male and female meiosis

April 1999 · Genes & Development

● André H M de Vries · E.B. Baart · ● Marleen Dekker · [...] · ● Hein Te Riele

Members of the mammalian mismatch repair protein family of MutS and MutL homologs have been implicated in postreplicative mismatch correction and chromosome interactions during meiotic recombination. Here we demonstrate that mice carrying a disruption in MutS homolog Msh5 show a meiotic defect, leading to male and female sterility. Histological and cytological examination of prophase I stages in ... [\[Show full abstract\]](#)

[View full-text](#)

[Article](#)

Preovulatory stages of gametogenesis, the sex chromosome and B chromosome behaviour at female meiosi...

January 1979

E A Gileva · [...] · N.A. Chebotar

[Read more](#)

[Article](#)

Analysis of chromosome behavior in intact mammalian oocytes: Monitoring the segregation of a univale...

December 1995 · Human Molecular Genetics

P Hunt · Renée LeMaire · ● Paula B Embury · [...] · K Mroz

To monitor the behavior of specific chromosomes at various stages of mammalian female meiosis, we have combined immunofluorescence staining and fluorescence in situ hybridization (FISH) on intact oocytes. We have utilized this technique to evaluate the behavior of the single X chromosome in oocytes from XO female mice, providing the first observations on segregation of an achiasmate chromosome ... [\[Show full abstract\]](#)

[Read more](#)

[Article](#)

Chromosome damage and non-disjunction measured at the first cleavage division in normal and chromoso...

June 1991 · Mutation Research/Fundamental and Molecular Mechanisms of Mutagenesis

P de Boer · [...] · F A van der Hoeven

We have irradiated primary murine oocytes at the diakinesis stage of the first meiotic division with 0.6 Gy X-rays. Fertilized oocytes were cultured overnight to arrest the first cleavage division and display pronuclear chromosomes. All preparations were preferentially stained for centric constitutive heterochromatin and analyzed for structural and numerical radiation effects. Females of 3 ... [\[Show full abstract\]](#)

[Read more](#)

[Discover more](#)

**Company**

[About us](#)

[News](#)

[Careers](#)

**Support**

[Help](#)

[Center](#)

**Business solutions**

[Advertising](#)

[Recruiting](#)

