



6. The procedure was a routine second trimester abortion. Complications of second trimester abortions are very high: 50%, possibly higher. Mortality and morbidity at 16-20 weeks of pregnancy is 14% (see attached reference)
7. Same as above
8. AWHC of Orlando, Crystal Adams, Evelyn Cintron and Stephanie Caba as outlined on the law suit
9. No
10. Same answer as #8
11. No
12. None
13. I will call an expert witness in the future.
14. No
15. Defendant 09/25/03 Alachua County, Florida. 06/18/06 Columbia County, Florida
16. See attached C.V.
17. See attached C.V.
18. You may inspect my library at a reasonable time
19. Refer to question #5 and #6
20. I do not have specific numbers
21. None other than the chart that has already been provided to you
22. Malpractice lawsuits 09/25/03, Alachua County, Yvette Watson, 06/18/06, Columbia County, Juanita Ferrell

JOSE R. QUINTANA, MD

A handwritten signature in black ink, appearing to be 'Jose R. Quintana, MD', written over a horizontal line. The signature is stylized and somewhat illegible due to the cursive nature of the handwriting.

VERIFICATION PAGE



Signature of Defendant or agent or representative acting on behalf of Defendant

STATE OF Florida)
COUNTY OF Hillsborough)

BEFORE ME, this day, personally appeared Jose Quintana, who after having been duly cautioned and sworn, deposes and states he/she is the person who executed the foregoing Interrogatories, that he/she has read same and that the answers/responses therein are true and correct, and acknowledged that he/she executed the same as his/her free act and deed and who:

Dated this 20th day of February, 2012



NOTARY PUBLIC - STATE OF FLORIDA

Print: Alyssa Milito

State of Florida at Large (Seal)

My Commission expires: 9/15/15



Abortion Complications

• Author: Slava V Gauferg, MD; Chief Editor: Pamela L Dyne, MD more...

Updated: Feb 5, 2010

Epidemiology

Frequency

United States

Frequency of complications depends on gestational age (GA) at the time of miscarriage or abortion and method of abortion. Complication rates according to gestational age at the time of abortion are as follows:

- 8 weeks and under - Less than 1%
- 8-12 weeks - 1.5-2%
- 12-13 weeks - 3-6%
- Second trimester - Up to 50%, possibly higher

Mortality/Morbidity

Mortality and morbidity depend on gestational age at the time of miscarriage or abortion. In the United States, mortality rates per 100,000 abortions are as follows: fewer than 8 weeks, 0.5%; 11-12 weeks, 2.2%; 16-20 weeks, 14%; and more than 21 weeks, 18%.

Septic abortion was once the leading cause of maternal death around the world. The condition remains a primary cause of maternal mortality in the developing world, mostly as a result of illegal abortions. According to the World Health Organization, about 68,000 women die each year due to complications from unsafe abortions, with sepsis as the main cause of death.^[1] In the United States in 2005, 7 women reportedly died from complications of legal induced abortion.^[2]

In the United States, mortality from septic abortion rapidly declined after legalization of abortion. Death now occurs in less than 1 per 100,000 abortions. Figures for most European countries are similar to US rates.

The risk of death from septic abortion rises with the progression of gestation.

Contributor Information and Disclosures

Author

Slava V Gauferg, MD Assistant Professor of Medicine, Harvard Medical School; Director of Transitional Residency Training Program, Cambridge Health Alliance

Slava V Gauferg, MD is a member of the following medical societies: American College of Emergency Physicians

Disclosure: Nothing to disclose.

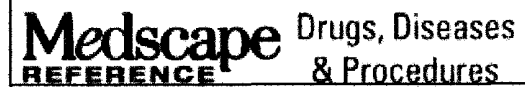
Specialty Editor Board

Roy Alson, MD, PhD, FACEP, FAAEM Associate Professor, Department of Emergency Medicine, Wake Forest University School of Medicine; Medical Director, Forsyth County EMS; Deputy Medical Advisor, North Carolina Office of EMS; Associate Medical Director, North Carolina Baptist AirCare

Roy Alson, MD, PhD, FACEP, FAAEM is a member of the following medical societies: Air Medical Physician Association, American Academy of Emergency Medicine, American College of Emergency Physicians, American

9. Hakim-Elahi E, Tovell HM, Burnhill MS. Complications of first-trimester abortion: a report of 170,000 cases. *Obstet Gynecol*. Jul 1990;76(1):129-35. [Medline].
10. Lohr PA. Surgical abortion in the second trimester. *Reprod Health Matters*. May 2008;16(31 Suppl):151-61. [Medline].
11. Osazuwa H, Aziken M. Septic abortion: a review of social and demographic characteristics. *Arch Gynecol Obstet*. Feb 2007;275(2):117-9. [Medline].
12. Rana A, Pradhan N, Gurung G, Singh M. Induced septic abortion: a major factor in maternal mortality and morbidity. *J Obstet Gynaecol Res*. Feb 2004;30(1):3-8. [Medline].
13. Sam C, Hamid MA, Swan N. Pyometra associated with retained products of conception. *Obstet Gynecol*. May 1999;93(5 Pt 2):840. [Medline].
14. Shannon C, Brothers LP, Philip NM, Winikoff B. Infection after medical abortion: a review of the literature. *Contraception*. Sep 2004;70(3):183-90. [Medline].
15. Shulman SG, Bell CL, Hampf FE. Uterine perforation and small bowel incarceration: sonographic and surgical findings. *Emerg Radiol*. Oct 2006;13(1):43-5. [Medline].
16. Stuart GS, Sheffield JS, Hill JB, McIntire DD, McElwee B, Wendel GD. Morbidity that is associated with curettage for the management of spontaneous and induced abortion in women who are infected with HIV. *Am J Obstet Gynecol*. Sep 2004;191(3):993-7. [Medline].
17. Stubblefield PG. First and second trimester abortion. In: Nichols DH, ed. *Gynecologic and Obstetric Surgery*. Mosby-Year Book; 1993:1016-1030.
18. Stubblefield PG. Pregnancy termination. In: *Obstetrics: Normal and Problem Pregnancies*. 3rd ed. Churchill Livingstone; 1996:1249-1276.
19. Stubblefield PG, Grimes DA. Septic abortion. *N Engl J Med*. Aug 4 1994;331(5):310-4. [Medline].

Medscape Reference © 2011 WebMD, LLC



Abortion Complications

• Author: Slava V Gauferg, MD; Chief Editor: Pamela L Dyne, MD more...

Updated: Feb 5, 2010

Other Problems to be Considered

Perforated viscus

Acute peritonitis

Contributor Information and Disclosures

Author

Slava V Gauferg, MD Assistant Professor of Medicine, Harvard Medical School; Director of Transitional Residency Training Program, Cambridge Health Alliance

Slava V Gauferg, MD is a member of the following medical societies: American College of Emergency Physicians

Disclosure: Nothing to disclose.

Specialty Editor Board

Roy Alson, MD, PhD, FACEP, FAAEM Associate Professor, Department of Emergency Medicine, Wake Forest University School of Medicine; Medical Director, Forsyth County EMS; Deputy Medical Advisor, North Carolina Office of EMS; Associate Medical Director, North Carolina Baptist AirCare

Roy Alson, MD, PhD, FACEP, FAAEM is a member of the following medical societies: Air Medical Physician Association, American Academy of Emergency Medicine, American College of Emergency Physicians, American Medical Association, National Association of EMS Physicians, North Carolina Medical Society, Society for Academic Emergency Medicine, and World Association for Disaster and Emergency Medicine

Disclosure: Nothing to disclose.

Francisco Talavera, PharmD, PhD Adjunct Assistant Professor, University of Nebraska Medical Center College of Pharmacy; Editor-in-Chief, Medscape Drug Reference

Disclosure: Medscape Salary Employment

Mark Zwanger, MD, MBA Assistant Professor, Department of Emergency Medicine, Jefferson Medical College of Thomas Jefferson University

Mark Zwanger, MD, MBA is a member of the following medical societies: American Academy of Emergency Medicine, American College of Emergency Physicians, and American Medical Association

Disclosure: Nothing to disclose.

John D Halamka, MD, MS Associate Professor of Medicine, Harvard Medical School, Beth Israel Deaconess Medical Center; Chief Information Officer, CareGroup Healthcare System and Harvard Medical School; Attending Physician, Division of Emergency Medicine, Beth Israel Deaconess Medical Center

John D Halamka, MD, MS is a member of the following medical societies: American College of Emergency Physicians, American Medical Informatics Association, Phi Beta Kappa, and Society for Academic Emergency Medicine

Disclosure: Nothing to disclose.

Chief Editor

Pamela L Dyne, MD Professor of Clinical Medicine/Emergency Medicine, University of California, Los Angeles, David Geffen School of Medicine; Attending Physician, Department of Emergency Medicine, Olive View-UCLA Medical Center

Pamela L Dyne, MD is a member of the following medical societies: American Academy of Emergency Medicine, American College of Emergency Physicians, and Society for Academic Emergency Medicine

Disclosure: Nothing to disclose.

References

1. Saultes TA, Devita D, Heiner JD. The back alley revisited: sepsis after attempted self-induced abortion. *West J Emerg Med*. Nov 2009;10(4):278-80. [Medline].
2. Pazol K, Gamble SB, Parker WY, Cook DA, Zane SB, Hamdan S. Abortion surveillance - United States, 2006. *MMWR Surveill Summ*. Nov 27 2009;58(8):1-35. [Medline].
3. McKenna T, O'Brien K. Case report: group B streptococcal bacteremia and sacroiliitis after mid-trimester dilation and evacuation. *J Perinatol*. Sep 2009;29(9):643-5. [Medline].
4. Daif JL, Levie M, Chudnoff S, Kaiser B, Shahabi S. Group a Streptococcus causing necrotizing fasciitis and toxic shock syndrome after medical termination of pregnancy. *Obstet Gynecol*. Feb 2009;113(2 Pt 2):504-6. [Medline].
5. Darney PD, ed. *Handbook of Office and Ambulatory Gynecologic Surgery*. Blackwell Science Inc; 1987:108.
6. Finkielman JD, De Feo FD, Heller PG, Afessa B. The clinical course of patients with septic abortion admitted to an intensive care unit. *Intensive Care Med*. Jun 2004;30(6):1097-102. [Medline].
7. Grimes DA, Cates W Jr. Deaths from paracervical anesthesia used for first-trimester abortion, 1972-1975. *N Engl J Med*. Dec 16 1976;295(25):1397-9. [Medline].
8. Grossman D, Blanchard K, Blumenthal P. Complications after second trimester surgical and medical abortion. *Reprod Health Matters*. May 2008;16(31 Suppl):173-82. [Medline].
9. Hakim-Elahi E, Tovell HM, Burnhill MS. Complications of first-trimester abortion: a report of 170,000 cases. *Obstet Gynecol*. Jul 1990;76(1):129-35. [Medline].
10. Lohr PA. Surgical abortion in the second trimester. *Reprod Health Matters*. May 2008;16(31 Suppl):151-61. [Medline].
11. Osazuwa H, Aziken M. Septic abortion: a review of social and demographic characteristics. *Arch Gynecol Obstet*. Feb 2007;275(2):117-9. [Medline].
12. Rana A, Pradhan N, Gurung G, Singh M. Induced septic abortion: a major factor in maternal mortality and morbidity. *J Obstet Gynaecol Res*. Feb 2004;30(1):3-8. [Medline].
13. Sam C, Hamid MA, Swan N. Pyometra associated with retained products of conception. *Obstet Gynecol*. May 1999;93(5 Pt 2):840. [Medline].
14. Shannon C, Brothers LP, Philip NM, Winikoff B. Infection after medical abortion: a review of the literature. *Contraception*. Sep 2004;70(3):183-90. [Medline].

15. Shulman SG, Bell CL, Hampf FE. Uterine perforation and small bowel incarceration: sonographic and surgical findings. *Emerg Radiol.* Oct 2006;13(1):43-5. [Medline].
16. Stuart GS, Sheffield JS, Hill JB, McIntire DD, McElwee B, Wendel GD. Morbidity that is associated with curettage for the management of spontaneous and induced abortion in women who are infected with HIV. *Am J Obstet Gynecol.* Sep 2004;191(3):993-7. [Medline].
17. Stubblefield PG. First and second trimester abortion. In: Nichols DH, ed. *Gynecologic and Obstetric Surgery.* Mosby-Year Book; 1993:1016-1030.
18. Stubblefield PG. Pregnancy termination. In: *Obstetrics: Normal and Problem Pregnancies.* 3rd ed. Churchill Livingstone; 1996:1249-1276.
19. Stubblefield PG, Grimes DA. Septic abortion. *N Engl J Med.* Aug 4 1994;331(5):310-4. [Medline].

Medscape Reference © 2011 WebMD, LLC

CURRICULUM VITAE

JOSE R QUINTANA MD

12620 CATAMARAN PLACE

TAMPA FL 33618

(813) 361-0009

MARRIED

EMPLOYMENT

MEDIWEIGHT LOSS CLINIC
203 W BLOOMINGDALE AVENUE,
BRANDON FL 33511
PHONE (813) 654-1110
SEPTEMBER 2008- PRESENT

ALL WOMENS HEALTH CENTER
431 MAITLAND AVE
ALTAMONTE SPRINGS, FL 32701
727-442-0445
SEPTEMBER 2008-PRESENT

TAMPA OBSTETRICS
505 OAK FIELD DRIVE
BRANDON, FL 33511
PHONE: (813) 684-7084
SEPTEMBER 2005-SEPTEMBER 2008

FAITH CLINIC WOMEN'S HEALTH CENTER
4244 S UNIVERSITY BLVD
JACKSONVILLE, FL
PHONE: (904) 360-6000
JANUARY 2005-MAY 2005

QUINTANA OB/GYN SERVICES. PA
PRIVATE PRACTICE IN GAINESVILLE AND LAKE CITY
1717 SW NEWLAND WAY
LAKE CITY, FL 32025
1995-2001

SANTA FE MEDICAL SERVICES
2818 NW 13 ST, SUITE 201
GAINESVILLE. FL 32609 1993-1995

TRAINING

RESIDENCY: ERLANGER MEDICAL CENTER, UNIVERSITY OF TENNESSEE.
OBSTETRIC AND GYNECOLOGY, CHATTANOOGA, TN 1991-1993

INTERSHIP AND RESIDENCY: HUBBARD HOSPITAL, MEHARRY MEDICAL COLLEGE.
OBSTETRICS AND GYNECOLOGY, NASHVILLE, TN 1989-1991

MEDICAL SCHOOL

UNIVERSIDAD NACIONAL AUTONOMA DE NICARAGUA (UNAN), LEON NICARAGUA

MARCH 1969-OCTOBER 1977

RURAL SERVICE: HEALTH DEPARTMENT, ZELAYA COUNTY, 1977-1978

PRE MEDICAL COLLEGE EDUCATION IS INCLUDED INTO EIGHT YEARS OF MEDICAL SCHOOL

POST GRADUATE RESIDENCY OBSTETRIC AND GYNECOLOGY: UNAN AFFILIATED HOSPITAL SYSTEM, MANAGUA NICARAGUA, 1978-1981

CERTIFICATION

BOARD ELEGIBLE IN OBSTETRICS AND GYNECOLOGY

LICENSE

ACTIVE- FLORIDA

PROFESSIONAL COMMITTEES

CHAIRMAN, RESOURCE MANAGEMENT COMMITTEE

MEMBER OF THE QUALITY ASSURANCE COMMITTEE

LAKE MEDICAL CENTER, LAKE CITY, FLORIDA

2003-2004

CHAIRMAN OF THE BOARD OF NORTH FLORIDA SEXUAL ASSAULT CENTER

LAKE CITY, FLORIDA

1997-2002

MEMBER OF HOSPITAL CREDENTIALING COMMITTEE

LAKE SHORE HOSPITAL, LAKE CITY, FLORIDA

1994-1995

MEMBER OF PERINATAL MEDICINE COMMITTEE

LAKE SHORE HOSPITAL, LAKE CITY, FLORIDA

1993-1994

PROFESSIONAL PUBLICATIONS

PELVIC LAPAROSCOPY: CLINICAL RESEARCH AND PERFORMANCES OF 250 CASES, UNIVERSIDAD AUTONOMA OF NICARAGUA, LEON NICARAGUA (1977)

CERVICAL INCOMPETENCE CASE REVIEW: CERCLAGE OVERVIEW, MEHARRY MEDICAL COLLEGE. NASHVILLE. TENNESSEE. (1990)